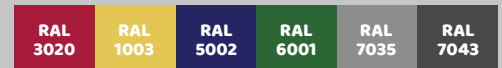




- Integrated sloping top
- Overall height 1950mm
- Robust 0.9mm reinforced doors
- Semi concealed hinges
- Patented design
- 0.7mm carcass
- Boltless assembly (no rivets)
- 5 year warranty
- HeroShield Anti-bacterial paint
- Assembled in the UK
- 6 door colours available
- Light grey carcass (RAL 7035)
- High security camlock (other lock types available)

Standard Colours



Clean & Dirty lockers include a full width shelf across the top, with a central divider.

Each vertical compartment contains a hanging rail and 2 coat hooks.

Dimensions

Overall height
1950mm

Doors
1



Width
450mm

Depth
450mm

Product Weights – KG per unit

Height	Width	Depth	1 door
1950mm	450mm	450mm	32.7

Lock Types



Accessories

- Master keys for each lock (excluding hasp and staple/ padlock fitting)
- Nesting bolts for joining lockers together side by side or back to back – 4 required per join, supplied in a pack of 20 bolts
- Locker stands to raise the locker from the floor

Important note:

- Do not use abrasive cloths or materials to clean the lockers
- Do not use cleaners that contain hydrogen peroxide, methylene chloride, acid or acetone
- Steel lockers are suitable for dry areas only and should not be used in wet areas near showers.

Cleaning guidelines:

- Empty out the locker
- Dry clean/ Dust the locker
- Wipe down your locker with disinfecting wipes
- For really dirty lockers you may want some warm, soapy water and a sponge to really get at the grime, then a spray with disinfectant and wipe down.
- Let your locker dry for a few minutes – do not leave any moisture behind

enquiries@hero-locker.co.uk

0845 880 2626

HERO[®]
LOCKER SYSTEMS
CREATIVE INNOVATION