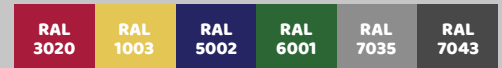




- Integrated sloping top
- Overall height 1950mm
- Robust 0.9mm reinforced doors
- Semi concealed hinges
- Patented design
- 0.7mm carcass
- Boltless assembly (no rivets)
- 5 year warranty
- HeroShield Anti-bacterial paint
- Assembled in the UK
- 6 door colours available
- Light grey carcass (RAL 7035)
- High security camlock (other lock types available)

Standard Colours



Single door with a top shelf and hanging rail



Two doors with a hanging rail in each compartment



Three or more doors do not include the hanging rail



Dimensions

Overall height
1950mm

Doors
1 / 2 / 3 / 4 / 5 / 6



Widths
300 / 450mm

Depths
300 / 450mm

Product Weights – KG per unit

Height	Width	Depth	1 door	2 door	3 door	4 door	5 door	6 door
1950mm	300mm	300mm	18.8	19.2	20.1	21	21.8	22.4
1950mm	300mm	450mm	23	23.6	24.5	26	27.2	28.4
1950mm	450mm	450mm	28.1	28.75	30.2	31.8	33.65	35.2

Lock Types



Accessories

- Master keys for each lock (excluding hasp and staple/ padlock fitting)
- Nesting bolts for joining lockers together side by side or back to back – 4 required per join, supplied in a pack of 20 bolts
- Locker stands to raise the locker from the floor

Important note:

- Do not use abrasive cloths or materials to clean the lockers
- Do not use cleaners that contain hydrogen peroxide, methylene chloride, acid or acetone
- Steel lockers are suitable for dry areas only and should not be used in wet areas near showers.

Cleaning guidelines:

- Empty out the locker
- Dry clean/ Dust the locker
- Wipe down your locker with disinfecting wipes
- For really dirty lockers you may want some warm, soapy water and a sponge to really get at the grime, then a spray with disinfectant and wipe down.
- Let your locker dry for a few minutes – do not leave any moisture behind

enquiries@hero-locker.co.uk

0845 880 2626